



**AGENDA
HUSTON-GALVESTON AREA
COUNCIL
FINANCE AND BUDGET COMMITTEE
MEETING**

**July 16, 2024 9:30 AM
3555 Timmons Ln, Houston TX 77027
Houston, Texas 77027**

1. CALL TO ORDER
2. PUBLIC COMMENT

ACTION

3. CONSENT AGENDA

Items listed are of a routine nature and may be acted on in a single motion unless requested otherwise by a member of the Board.

- a. HGACBUY E-PROCUREMENT SYSTEMS AND RELATED EQUIPMENT AND SERVICES

Request authorization to negotiate a contract with the respondents listed in the Contract Award Recommendation Table for E-Procurement Systems and Related Products and Services. (Staff Contact: Ronnie Barnes)

- b. HGACBUY FLEET SERVICES EQUIPMENT

Request authorization to negotiate a contract with the respondent listed in the Contract Award Recommendation Table for Fleet Services Equipment. (Staff Contact: Ronnie Barnes)

- c. WORKFORCE APPOINTMENT SCHEDULING SYSTEM

Request authorization to contract with firms in the order presented for a contract term of up to three years in an amount not to exceed \$200,000. (Staff Contact: AJ Dean)

4. DISCUSSION
5. FINANCE AND BUDGET COMMITTEE

- a. MONTHLY FINANCIAL REPORT - JUNE 2024

Request approval of the monthly financial report ending June 30, 2024. (Staffing Contact: Christina Ordonez-Campos, CPA)

- b. H-GAC ENTERPRISE FUND BALANCE TRANSFER

Request approval to transfer \$16,307,164 from the Enterprise Fund to the General Fund; and keep \$3,337,466 in the Enterprise Fund for unforeseen circumstances. (Staff Contact: Christina Ordonez-Campos, CPA)

6. HUMAN SERVICES

- a. AREA AGENCY ON AGING 2024 CONTRACT AMENDMENTS

Request authorization to amend existing Fiscal Year 2024 Area Agency on Aging contracts, in an amount of \$3,050,441, not to exceed \$11,654,272, for the balance

of the fiscal year. (Staff Contact: Curtis Cooper)

7 TRANSPORTATION

a. CLIMATE POLLUTION REDUCTION GRANT PHASE II –
MEMORANDUM OF AGREEMENT

Request authorization to negotiate and execute a Memorandum of Agreement with coalition members for project implementation activities related to the United States Environmental Protection Agency's Climate Pollution Reduction Grant Phase II program activities. (Staff Contact: Craig Raborn)

8. REPORTS

a. EXECUTIVE DIRECTOR'S REPORT

Report on current and upcoming H-GAC activities. (Staff Contact: Chuck Wemple)

9. ADJOURNMENT

In compliance with the Americans with Disabilities Act, H-GAC will provide for reasonable accommodations for persons attending H-GAC functions. Requests should be received by H-GAC 24 hours prior to the function.

HGACBUY E-PROCUREMENT SYSTEMS AND RELATED EQUIPMENT AND SERVICES

Background

The H-GAC Cooperative Purchasing Program (HGACBuy) establishes contracts for a variety of products and services through competitive solicitations. Member governments are able to use the contracts to make purchases. On April 18, 2024, HGACBuy received eight responses for E-Procurement Systems and Related Products and Services. The following companies submitted a proposal:

ACF Tech Consulting, LLC dba Modali Consulting	Baldwinville, NY
Anderson Fencing and Custom Welding	Wills Point, TX
Beta Link Solutions	Dallas, TX
OpenGov, Inc	San Francisco, CA
Purchasing Technology Corporation	Tujunga, CA
S2Integrators LLC	Atlanta, GA
SIMARGL LLC	Lockhart, TX
WorldERP, LLC	Cheyenne, WY

Current Situation

This is a new contract in the HGACBuy portfolio, consisting of various types of E-procurement software and services. All proposal responses have been evaluated by H-GAC staff. Five proposals are recommended for award. The responses from Anderson Fencing and Custom Welding, Beta Link Solutions, and SIMARGL LLC were deemed non-responsive. Request authorization to negotiate contracts with each respondent listed in the Contract Award Recommendation Table, and as may be applicable, to extend contract assignments to other authorized entities during the contract period.

Funding Source

Participating local government purchases.

Budgeted

NA

Action Requested

Request authorization to negotiate a contract with the respondents listed in the Contract Award Recommendation Table for E-Procurement Systems and Related Products and Services. (Staff Contact: Ronnie Barnes)

ATTACHMENTS:

Description	Type
 EP10-24 AWARD RECOMMENDATION TABLE	PDF

HGACBUY**Contract Award Recommendation Table****EP10-24: E-Procurement Systems and Related Products and Services**

Award Recommendations	Product Category
ACF Tech Consulting, LLC DBA Modali Consulting	A, C
OpenGov, Inc	A, C
Purchasing Technology Corporation	A, C
S2Integrators LLC	A, C
WorldERP, LLC.	A, C

HGACBuy Product Categories:

- A. Software** - computer programs and systems or configurations of multiple software programs
- B. Equipment** - servers, storage, networking equipment, workstations, peripherals and end user devices
- C. Other** - related equipment, services, or systems.

HGACBUY FLEET SERVICES EQUIPMENT

Background

The H-GAC Cooperative Purchasing Program establishes contracts for a variety of products and services through competitive solicitations. Member governments are able to use the contracts to make purchases. HGACBuy received eight proposals for fleet services equipment on June 10, 2024. The following companies submitted a proposal:

Ford Motor Co. dba Ford Pro	Dearborn, MI
Mohawk Lifts LLC	Amsterdam, NY
Motive Technologies, Inc.	San Francisco, CA
N/S Corp.	Valencia, CA
Radio Engineering Industries, Inc.	Omaha, NE
Rossmann Enterprises, Inc. dba MagneGrip; Weidner & Associates Inc. dba Weidner; Aire- Deb Corp.	Cincinnati, OH
Rubicon Global, LLC dba Rubicon	Atlanta, GA
Steril-Koni USA, Inc.	Stevensville, MD

Current Situation

This contract is an existing contract in our portfolio, consisting of various types of equipment related to our members' fleet needs. All proposal responses have been evaluated by H-GAC staff. Eight proposals are being recommended for award. Request authorization to negotiate contracts with each respondent listed in the Contract Award Recommendation Table, and as may be applicable, to extend contract assignments to other authorized entities during the contract period.

Funding Source

Participating local government purchases.

Budgeted

N/A

Action Requested

Request authorization to negotiate a contract with the respondent listed in the Contract Award Recommendation Table for Fleet Services Equipment. (Staff Contact: Ronnie Barnes)

ATTACHMENTS:

Description	Type
 FL10-24 AWARD RECOMMENDATION TABLE	PDF

HGACBuy
Contract Award Recommendation Table
FL10-24: Fleet Services Equipment

Award Recommendations	Description
Ford Motor Co. dba Ford Pro	Ford Pro Telematics fleet tracking solutions
Mohawk Lifts, LLC	Mohawk and Hunter Engineering Lifts
Motive Technologies, Inc.	Motive vehicle fleet tracking
N/S Corp.	Vehicle wash systems
Radio Engineering Industries, Inc.	Video monitoring equipment solutions
Rossman Enterprises, Inc. dba MagneGrip; Weidner & Associates dba Weidner; Aire-Deb Corp.	Vehicle exhaust systems
Rubicon Global, LLC dba Rubicon	Fleet tracking /video solutions
Steril-Koni USA, Inc.	Vehicle lift systems

WORKFORCE APPOINTMENT SCHEDULING SYSTEM

Background

H-GAC is seeking a qualified contractor to provide an Appointment Scheduling System for Workforce Solutions including implementation, configuration and on-going maintenance. The system must be intuitive and customer friendly so that minimal staff resources will be required to instruct customers on its use. The project aim is to optimize appointment capacity, productivity, flexibility, convenience, and enhanced customer accountability.

Current Situation

H-GAC issued a competitive, sealed solicitation to solicit qualified contractor(s) for the goods or services requested under HS-WKF-APPTSCHSYS-03-24 on March 27, 2024 and which closed on May 9, 2024. Nine (9) responsive submissions were received and thoroughly evaluated by a committee of representatives from H-GAC and service provider staff from BakerRipley and Equus. Based on the committee's scoring and evaluation of the proposal responses, the recommendation and rankings are presented below:

1. JRNI, Inc.
2. Qless, Inc.
3. Q-Matic Corporation
4. SUMO Scheduler
5. Wavetec North America Inc.
6. WSD Digital LLC
7. Addy Systems
8. Curtis Consolidated
9. Octilion LLC

Funding Source

Texas Workforce Commission

Budgeted

Yes

Action Requested

Request authorization to contract with firms in the order presented for a contract term of up to three years in an amount not to exceed \$200,000. (Staff Contact: AJ Dean)

MONTHLY FINANCIAL REPORT - JUNE 2024

Background

N/A

Current Situation

N/A

Funding Source

N/A

Budgeted

N/A

Action Requested

Request approval of the monthly financial report ending June 30, 2024. (Staffing Contact: Christina Ordonez-Campos, CPA)

ATTACHMENTS:

	Description	Type
▣	Monthly Financial Report - June 2024	Cover Memo



HOUSTON GALVESTON AREA COUNCIL (H-GAC)

FY24 Monthly Financial Report

For Month Ending June 30, 2024

Prepared on July 3rd, 2024

Esteemed H-GAC Board of Directors and Executive Director Wemple, please find attached the financial report for last month. The information contained within is intended for managerial reporting purposes. All figures are unaudited and subject to change. Should you have any questions, please feel free to let me or a member of my staff know. Respectfully submitted, Christina Ordóñez-Campos, CPA - Chief Financial Officer.

SUMMARY OF KEY CHANGES

REVENUES

- > As of the end of June, we still only had 69% of the budgeted membership dues for 2024. We intend to follow up with member cities in July to collect the remaining outstanding dues.
- > The receipt of 2 million dollars from Emergency Communications District had a significant impact on Gulf Coast Regional 911 revenue for this month.
- > Interest income for the first six months of the fiscal year is at 152% of budget.

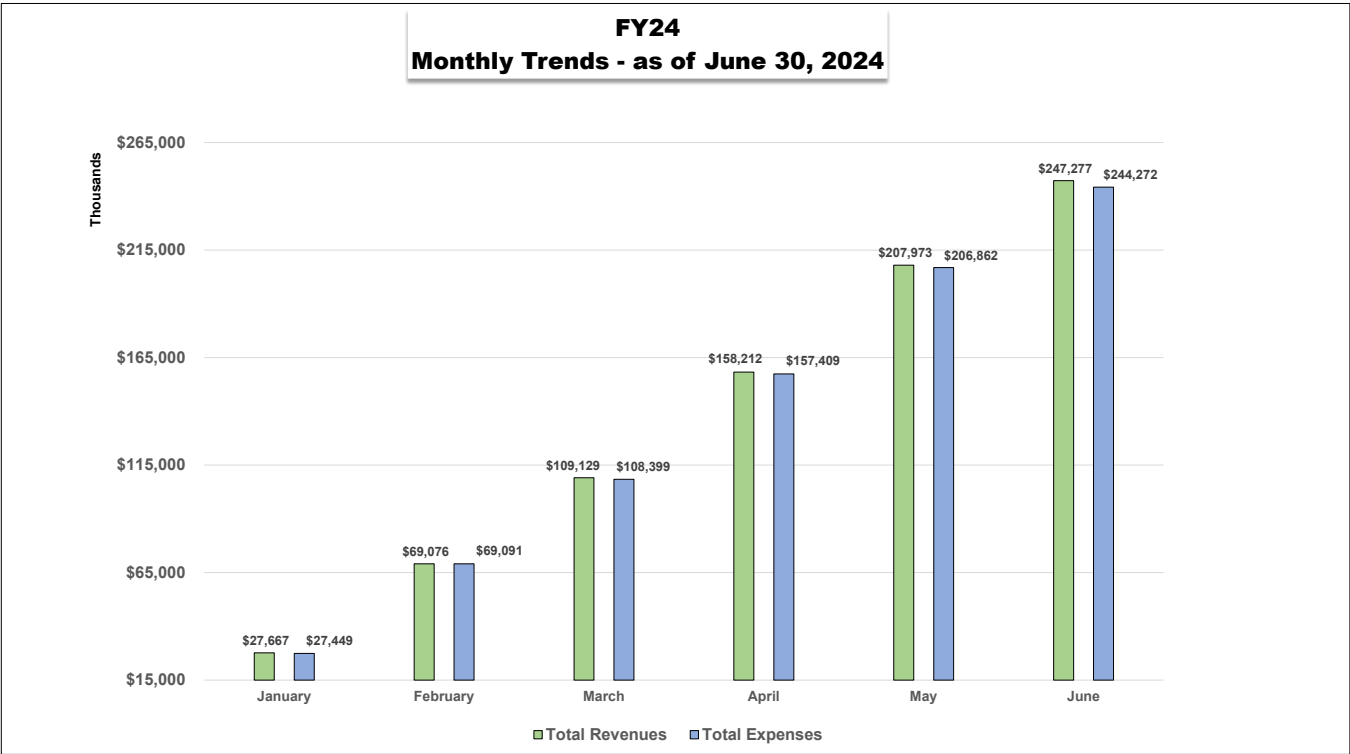
*** Please note that the budget adjustments made during the mid-year revision will not go into effect until the July 2024 monthly financial report. ***

EXPENDITURES

- > Personnel expenditures continue to stay within budget as we fill vacant positions. Currently we have spent 44% of 50% of the year that has elapsed so far.
- > Pass-through expenses, particularly in the C&E and Aging programs are currently below projection levels. Some pass-through expenses for the month of June are still in process of being reported.
- > Only 23% of the consultant expense budget has been spent so far. Adjustments were made to this account during the mid-year budget revision.

*** Please note: the financial activity outlined above and in the report falls within the past trends observed in H-GAC's operations and is not out of the ordinary. ***

Monthly Trends Chart



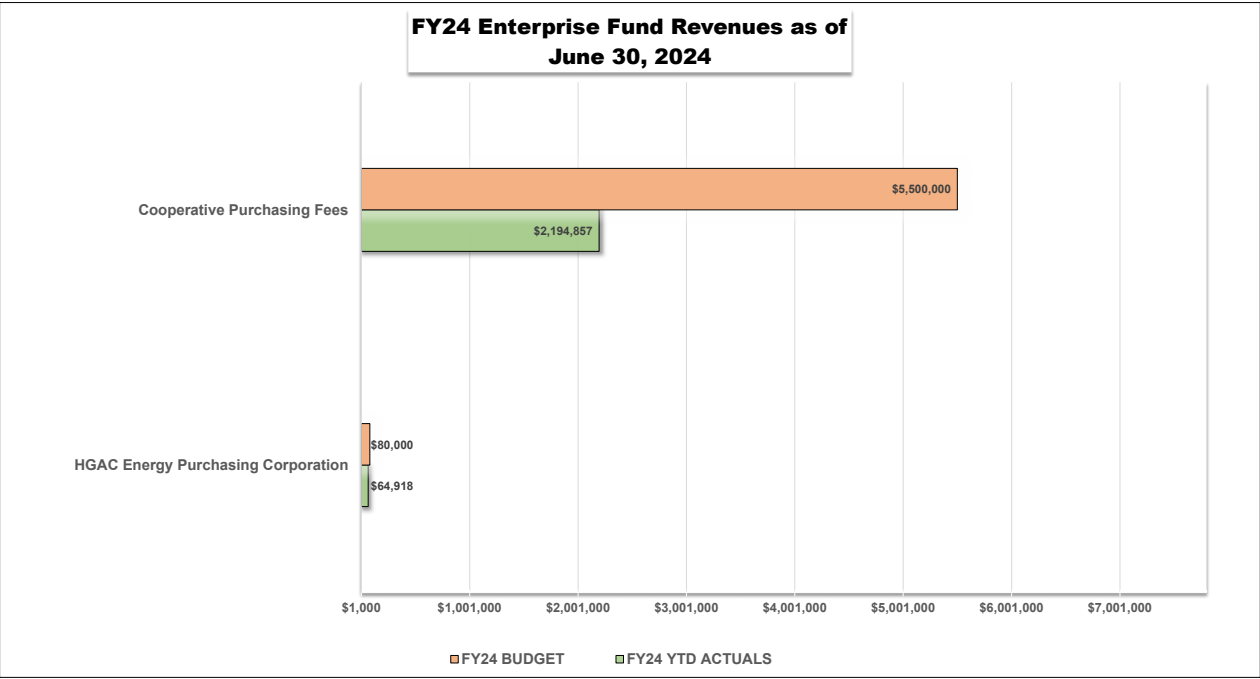
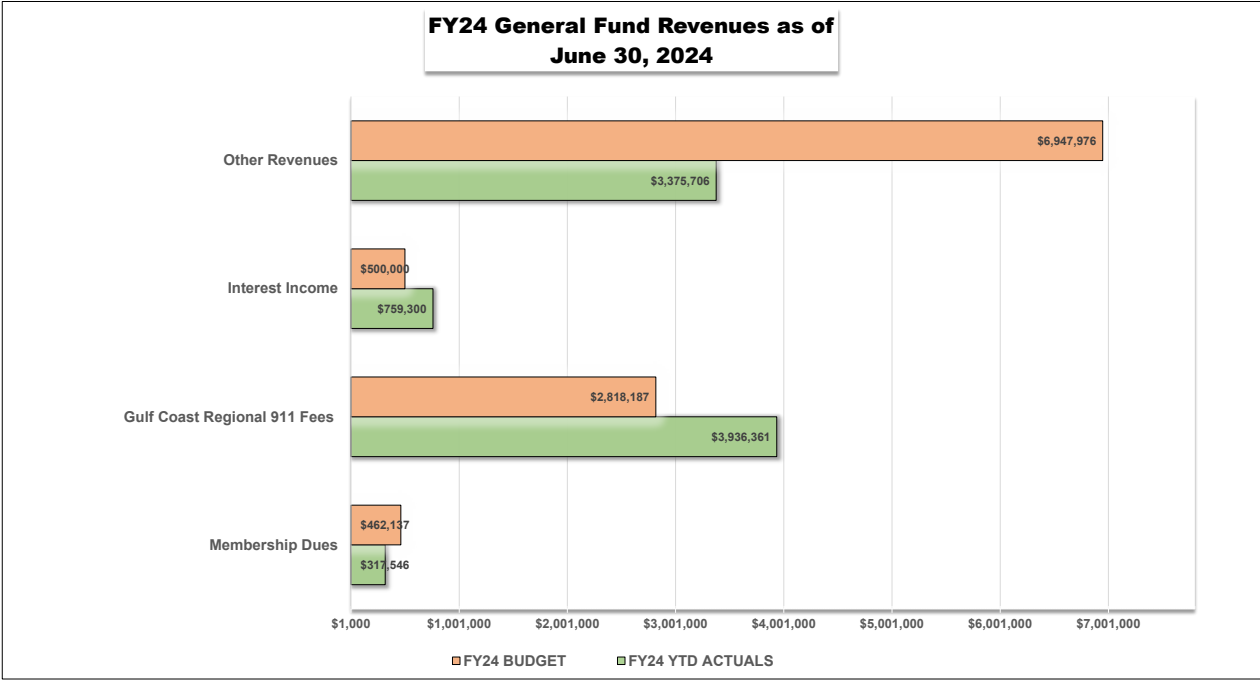
HOUSTON GALVESTON AREA COUNCIL (H-GAC)

FY24 Monthly Trends Report

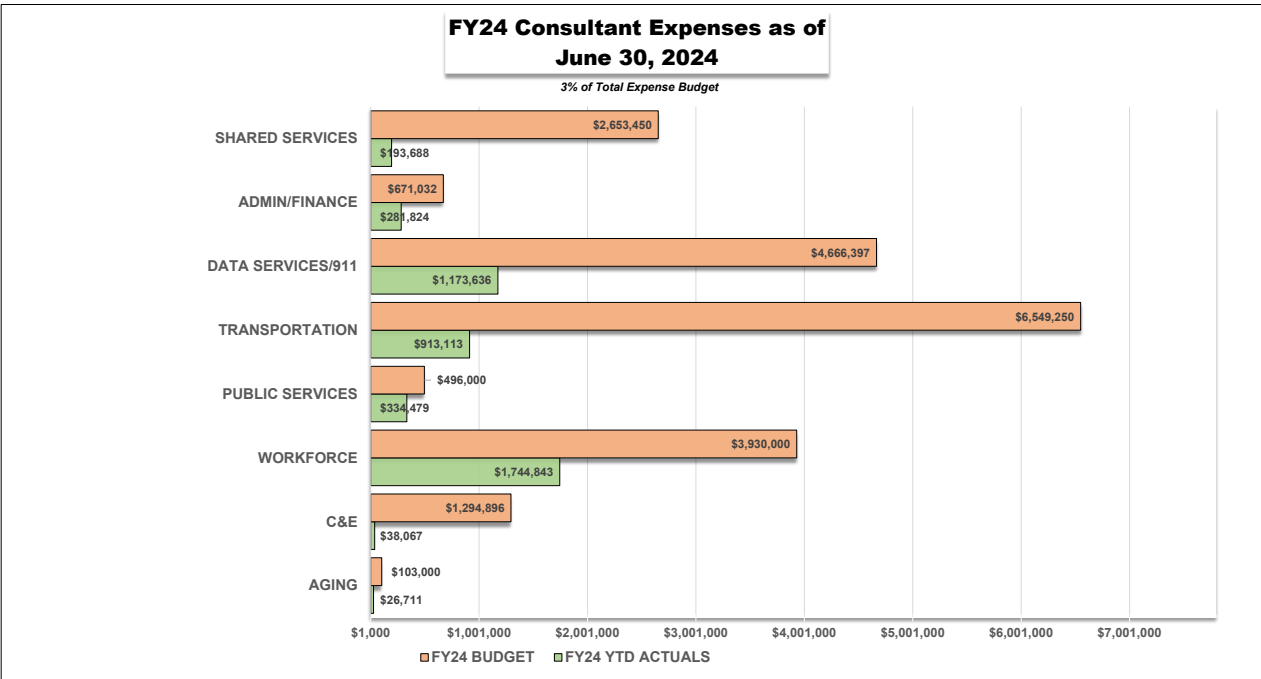
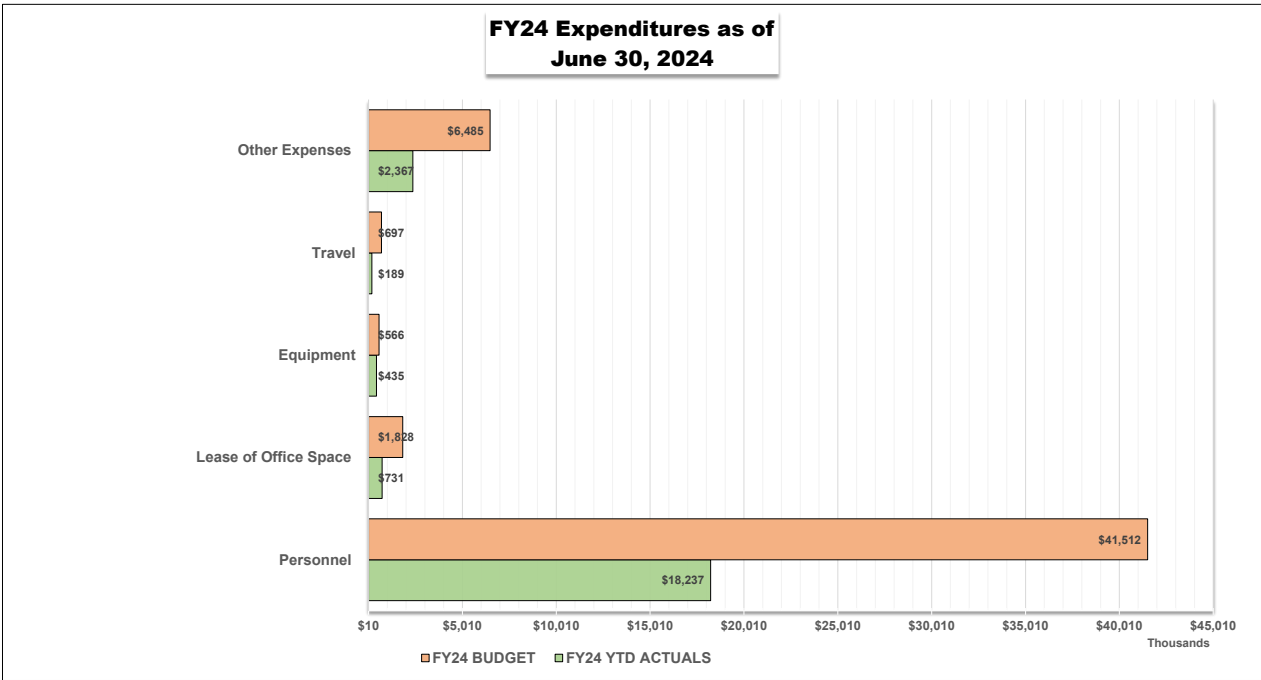
For Month Ending June 30, 2024

	January 2024	February 2024	March 2024	April 2024	May 2024	June 2024
Revenues						
General & Enterprise Fund Revenues						
Membership Dues	\$ 189,246	\$ -	\$ 14,595	\$ 51,254	\$ 62,252	\$ 200
HGAC Energy Purchasing Corporation	3,255	26,686	2,224	16,538	10,131	6,084
Cooperative Purchasing Fees	109,150	511,950	186,188	767,506	384,965	235,098
Gulf Coast Regional 911 Fees	309,252	71,612	762,248	229,489	470,562	2,093,198
Interest Income	118,379	109,411	121,458	143,933	131,337	134,782
Other Revenues	172,202	1,466,466	80,450	476,292	632,026	548,270
Total General & Enterprise Fund Revenues	\$ 901,483	\$ 2,186,125	\$ 1,167,163	\$ 1,685,013	\$ 1,691,273	\$ 3,017,631
Special Revenue Fund						
Federal Grants	\$ 7,032	\$ 12,085	\$ 123,566	\$ 20,402	\$ 22,085	\$ 24,442
State Grants	26,758,098	39,211,007	38,762,715	47,376,896	48,048,443	36,261,419
Total Special Revenue Fund Revenues	\$ 26,765,130	\$ 39,223,091	\$ 38,886,281	\$ 47,397,298	\$ 48,070,528	\$ 36,285,860
Total Revenues	\$ 27,666,613	\$ 41,409,216	\$ 40,053,444	\$ 49,082,311	\$ 49,761,801	\$ 39,303,491
Expenditures						
Personnel	\$ 3,072,047	\$ 3,129,111	\$ 2,889,904	\$ 3,076,863	\$ 3,133,194	\$ 2,935,699
Pass-through Funds - Grant	23,403,312	37,448,526	35,343,961	44,343,633	44,324,319	32,742,985
Consultant and Contract Services	138,372	687,224	671,183	779,377	1,370,424	1,059,782
Lease of Office Space	119,958	109,693	134,809	122,194	122,162	122,365
Equipment	11,352	3,246	246,854	48,690	99,516	25,098
Travel	27,362	18,646	21,380	49,507	32,082	40,390
Other Expenses	676,879	245,283	-	589,848	370,796	484,012
Total Expenditures	\$ 27,449,281	\$ 41,641,729	\$ 39,308,091	\$ 49,010,112	\$ 49,452,493	\$ 37,410,330
Excess of Revenues Over(Under) Expenditures	\$ 217,332	\$ (232,513)	\$ 745,353	\$ 72,199	\$ 309,308	\$ 1,893,161

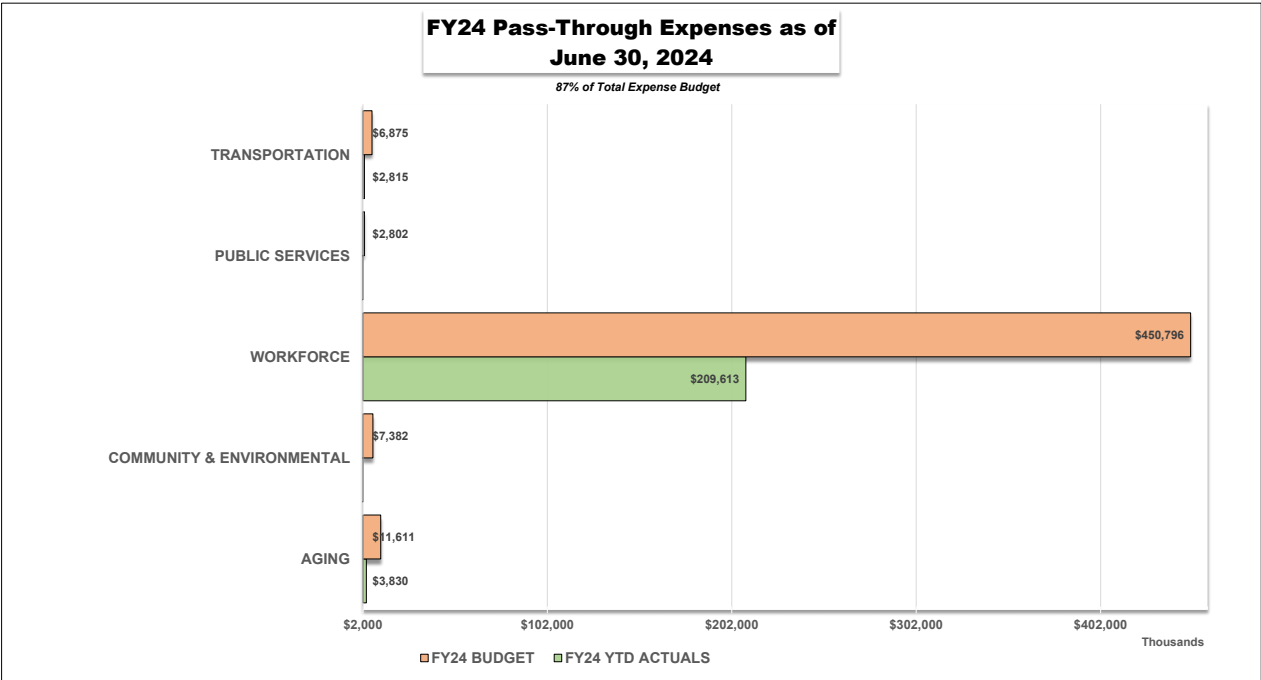
Budget to Actual Charts



Budget to Actual Charts



Budget to Actual Charts



HOUSTON GALVESTON AREA COUNCIL (H-GAC)

FY24 Budget to Actual Report - All Funds

For Month Ending June 30, 2024

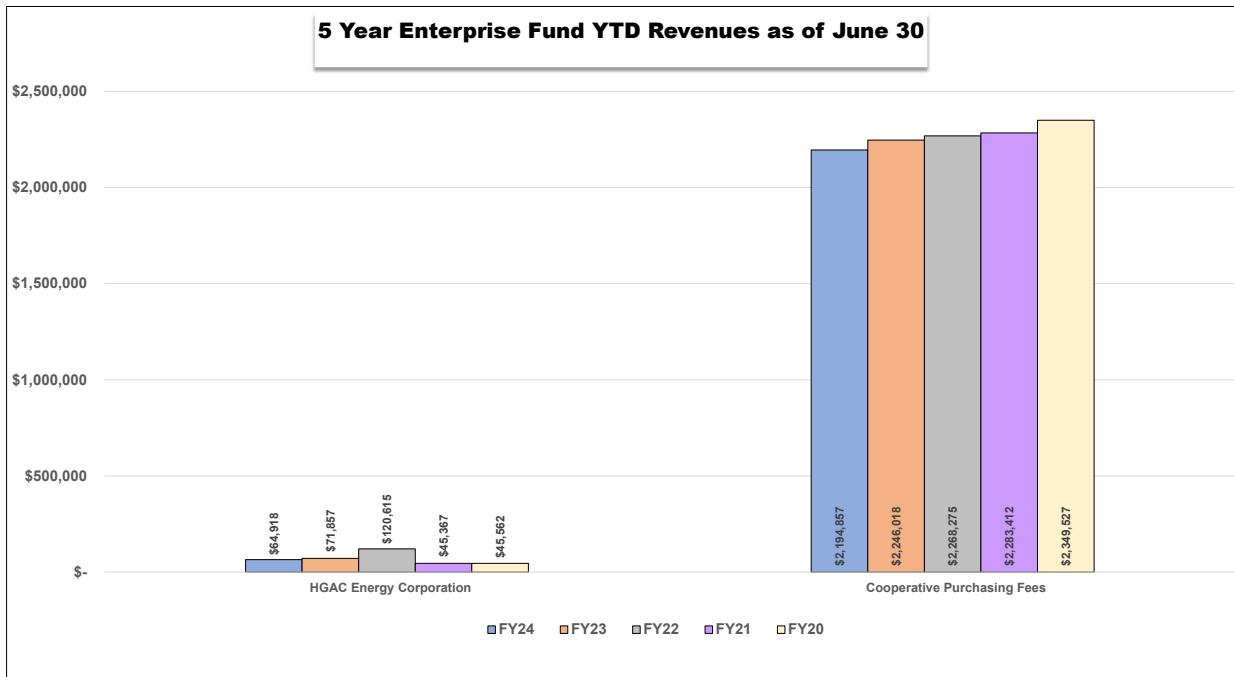
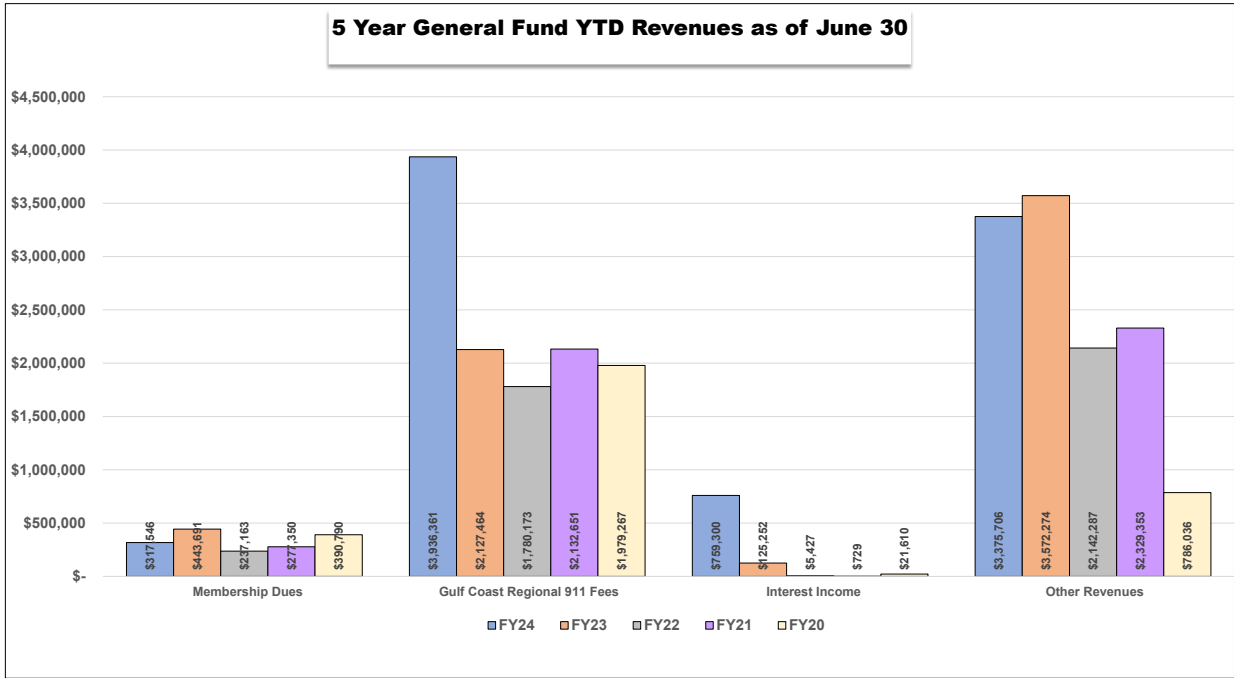
50% of Year
Elapsed

	FY24 Budget	FY24 Year-to-Date Actuals	FY24 % of Actuals to Budget	FY23 Budget	FY23 Year-to-Date Actuals	FY23 % of Actuals to Budget
Revenues						
General & Enterprise Fund Revenues						
Membership Dues	\$ 462,137	\$ 317,546	69%	\$ 462,137	\$ 443,691	96%
HGAC Energy Purchasing Corporation	80,000	64,918	81%	75,000	59,467	79%
Cooperative Purchasing Fees	5,500,000	2,194,857	40%	5,500,000	1,780,614	32%
Gulf Coast Regional 911 Fees	2,818,187	3,936,361	140%	2,742,629	1,788,820	65%
Interest Income	500,000	759,300	152%	75,000	107,168	143%
Other Revenues	6,947,976	3,375,706	49%	7,391,987	2,911,824	39%
Total General & Enterprise Fund Revenues	\$ 16,308,300	\$ 10,648,687	65%	\$ 16,246,753	\$ 7,091,584	44%
Special Revenue Fund						
Federal Grant	\$ 695,000	\$ 209,612	30%	\$ 200,000	\$ 68,130	34%
State Grants	533,764,173	236,418,578	44%	474,532,763	153,469,147	32%
Total Special Revenue Fund Revenues	\$ 534,459,173	\$ 236,628,189	44%	\$ 474,732,763	\$ 153,537,277	32%
Total Revenues	\$ 550,767,473	\$ 247,276,877	45%	\$ 490,979,516	\$ 160,628,861	33%
Expenditures						
Personnel	\$ 41,512,429	\$ 18,236,818	44%	\$ 36,196,353	\$ 13,119,601	36%
Pass-through Funds - Grant	479,466,417	217,606,736	45%	426,788,885	140,046,393	33%
Consultant and Contract Services	20,364,025	4,706,361	23%	17,414,411	3,056,630	18%
Lease of Office Space	1,827,797	731,181	40%	2,107,342	709,965	34%
Equipment	566,200	434,756	77%	3,081,557	1,306,740	42%
Travel	697,397	189,367	27%	682,000	100,618	15%
Other Expenses	6,484,891	2,366,817	36%	5,192,635	1,512,419	29%
Total Expenditures	\$ 550,919,156	\$ 244,272,035	44%	\$ 491,463,182	\$ 159,852,366	33%
Excess of Revenues Over(Under) Expenditures	\$ (151,683)	\$ 3,004,841		\$ (483,666)	\$ 776,495	
Beginning Fund Balance (all funds) - Jan. 1 (1)	\$ 43,468,636	\$ 43,468,636		\$ 40,013,176	\$ 40,013,176	
Ending Fund Balance (all funds) - June 30 (2)	\$ 43,316,953	\$ 46,473,477		\$ 39,529,510	\$ 40,789,671	

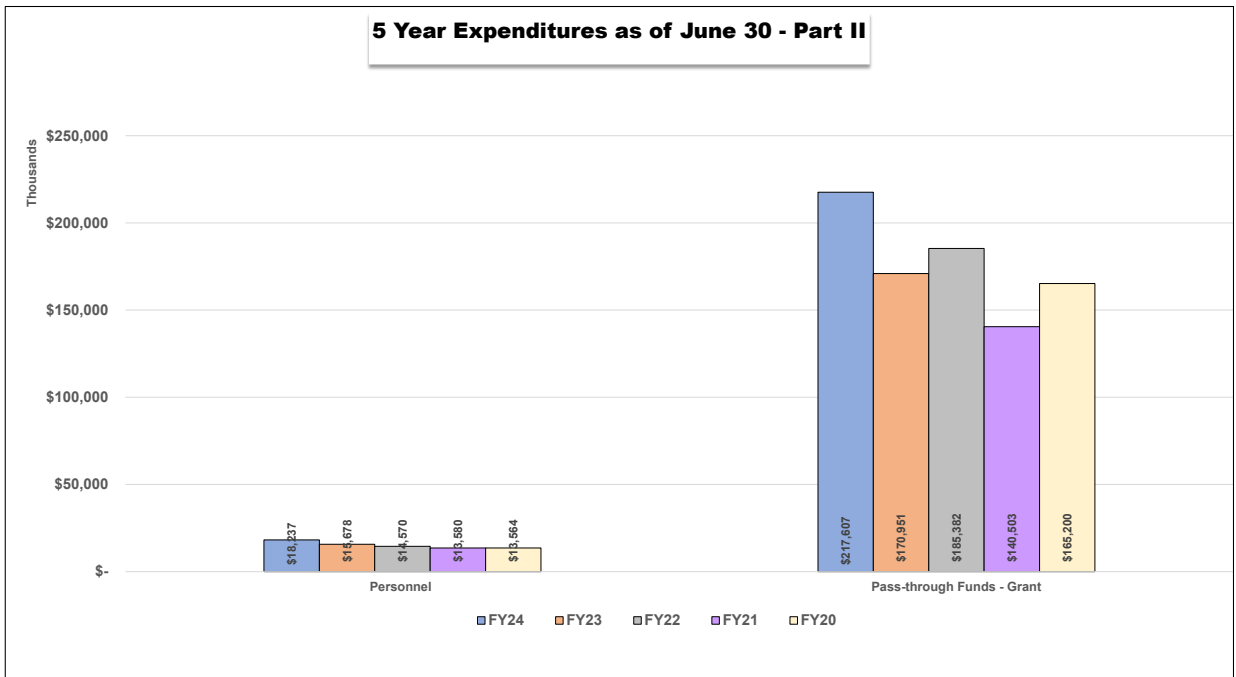
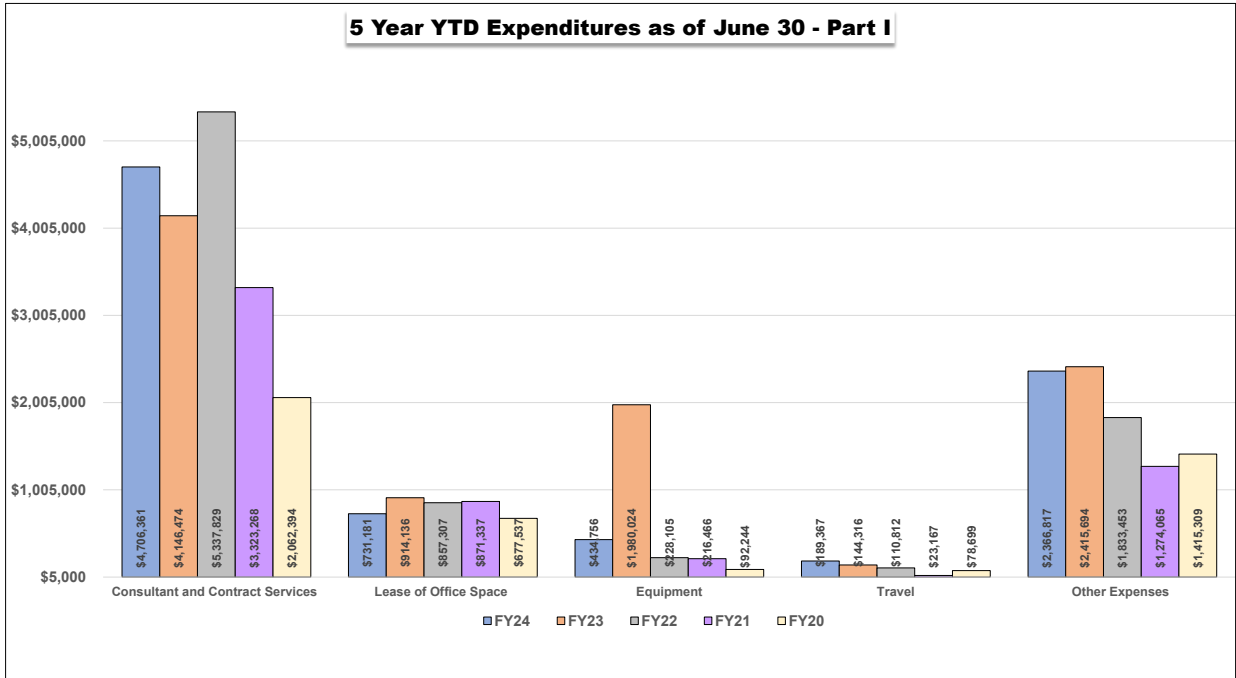
(1) Jan. 1, 2024 beginning fund balance is based on the 2023 ACFR which was presented during the May 2024 Board.

(2) All ending fund balances are as of June 30 for each year.

5 Year Trends Charts



5 Year Trends Charts



HOUSTON GALVESTON AREA COUNCIL (H-GAC)

5 Year Trends Report

For Month Ending June 30, 2024

	FY24 Year-to-Date Actuals	FY23 Year-to-Date Actuals	FY22 Year-to-Date Actuals	FY21 Year-to-Date Actuals	FY20 Year-to-Date Actuals
Revenues					
General & Enterprise Fund Revenues					
Membership Dues	\$ 317,546	\$ 443,691	\$ 237,163	\$ 277,350	\$ 390,790
HGAC Energy Purchasing Corporation	64,918	71,857	120,615	45,367	45,562
Cooperative Purchasing Fees	2,194,857	2,246,018	2,268,275	2,283,412	2,349,527
Gulf Coast Regional 911 Fees	3,936,361	2,127,464	1,780,173	2,132,651	1,979,267
Interest Income	759,300	125,252	5,427	729	21,610
Other Revenues	3,375,706	3,572,274	2,142,287	2,329,353	786,036
Total General & Enterprise Fund Revenues	\$ 10,648,687	\$ 8,586,556	\$ 6,553,941	\$ 7,068,862	\$ 5,572,792
Special Revenue Fund					
Federal Grants	\$ 209,612	\$ 93,759	\$ 108,611	\$ 127,804	\$ 556,425
State Grants	236,418,578	188,545,088	202,463,450	154,085,272	178,033,943
Total Special Revenue Fund Revenues	\$ 236,628,189	\$ 188,638,847	\$ 202,572,061	\$ 154,213,076	\$ 178,590,368
Total Revenues	\$ 247,276,877	\$ 197,225,403	\$ 209,126,002	\$ 161,281,938	\$ 184,163,160
Expenditures					
Personnel	\$ 18,236,818	\$ 15,678,363	\$ 14,569,667	\$13,579,799	\$ 13,563,854
Pass-through Funds - Grant	217,606,736	170,950,749	185,382,320	140,503,453	165,200,128
Consultant and Contract Services	4,706,361	4,146,474	5,337,829	3,323,268	2,062,394
Lease of Office Space	731,181	914,136	857,307	871,337	677,537
Equipment	434,756	1,980,024	228,105	216,466	92,244
Travel	189,367	144,316	110,812	23,167	78,699
Other Expenses	2,366,817	2,415,694	1,833,453	1,274,065	1,415,309
Total Expenditures	\$ 244,272,035	\$ 196,229,756	\$ 208,319,492	\$ 159,791,555	\$ 183,090,165
Excess of Revenues Over(Under) Expenditures	\$ 3,004,841	\$ 995,647	\$ 806,510	\$ 1,490,383	\$ 1,072,995
Beginning Fund Balance (all funds) - Jan. 1 (1)	\$ 43,468,636	\$ 40,013,176	\$ 38,694,329	\$ 36,062,620	\$ 34,369,085
Ending Fund Balance (all funds) - June 30 (2)	\$ 46,473,477	\$ 41,008,823	\$ 39,500,839	\$ 37,553,003	\$ 35,442,080

(1) All beginning fund balances are as of January 1 for each year. Jan. 1, 2024 beginning fund balance is based on the 2023 ACFR which was presented during the May 2024 Board.

(2) All ending fund balances are as of June 30 for each year.

H-GAC ENTERPRISE FUND BALANCE TRANSFER

Background

The Government Finance Officers Association recommends that local governments adopt a target amount of working capital to maintain in each of their enterprise funds. Ideally, targets would be formally described in a financial policy and/or financial plan. Working Capital is described as current assets minus current liabilities.

Current Situation

At the end of FY2023, per the Annual Comprehensive Financial Report the enterprise fund had a fund balance/net position of \$19,644,630, and for the last 10 years, the average result of operations for the fund has been a surplus of \$1.1 million. To keep a cushion in that fund for any unforeseen circumstances, the Chief Financial Officer recommends keeping 3-years' worth of this average equal to \$3,337,466 and transfer the remaining amount of \$16,307,164 to the general fund for the support of the agency's operations.

Funding Source

N/A

Budgeted

N/A

Action Requested

Request approval to transfer \$16,307,164 from the Enterprise Fund to the General Fund; and keep \$3,337,466 in the Enterprise Fund for unforeseen circumstances. (Staff Contact: Christina Ordonez-Campos, CPA)

ATTACHMENTS:

	Description	Type
1	Enterprise Fund Balance Transfer Recommendation	Cover Memo



H-GAC ENTERPRISE FUND – FUND BALANCE TRANSFER RECOMMENDATION

For Consideration During July 16th, 2024 Board

By Christina Ordóñez-Campos, CPA, Chief Financial Officer

FROM GFOA

It recommends that local governments adopt a target amount of working capital to maintain in each of their enterprise funds. Ideally, targets would be formally described in a financial policy and/or financial plan. Working capital is defined as current assets minus current liabilities.

	FY2023 WORKING CAPITAL
CURRENT ASSETS	\$ 19,873,137
CURRENT LIABILITIES	228,507
NET	\$ 19,644,630

CFO RECOMMENDATION

At the end of FY2023, per the ACFR, the enterprise fund had a fund balance/net position of \$19,644,630, and for the last 10 years, the average result of operations for the fund has been a surplus of \$1.1 million. To keep a cushion in that fund for any unforeseen circumstance, I recommend that we keep 3 years’ worth of this average equal to \$3,337,466 and transfer the remaining amount of \$16,307,164 to the general fund for the support of the agency’s operations.

ACFR FIGURES - ENTERPRISE FUND											
	2023	2022	2021	2020	2019	2018	2017	2016	2015	2014	AVERAGE
REV.	\$ 5,570,332	\$ 4,675,601	\$ 5,541,120	\$ 5,871,872	\$ 6,002,409	\$ 4,723,445	\$ 5,801,768	\$ 4,269,735	\$ 5,767,362	\$ 4,843,865	\$ 5,306,751
EXP.	\$ 6,553,521	\$ 4,864,871	\$ 4,432,106	\$ 4,307,362	\$ 4,291,859	\$ 3,535,809	\$ 3,590,530	\$ 3,540,827	\$ 3,492,923	\$ 3,532,813	\$ 4,194,262
NET	\$ (983,189)	\$ 10,730	\$ 1,109,014	\$ 1,564,510	\$ 1,710,550	\$ 1,187,636	\$ 2,211,238	\$ 728,908	\$ 2,274,439	\$ 1,311,052	\$ 1,112,489
FUND BAL. BEG.	\$ 20,627,819	\$ 20,617,089	\$ 19,508,075	\$ 17,943,565	\$ 16,233,015	\$ 15,045,379	\$ 12,834,141	\$ 12,105,233	\$ 9,830,794	\$ 8,519,742	\$ 16,307,164
FUND BAL. END.	\$ 19,644,630	\$ 20,627,819	\$ 20,617,089	\$ 19,508,075	\$ 17,943,565	\$ 16,233,015	\$ 15,045,379	\$ 12,834,141	\$ 12,105,233	\$ 9,830,794	

AREA AGENCY ON AGING 2024 CONTRACT AMENDMENTS

Background

H-GAC is the Area Agency on Aging for Austin, Brazoria, Chambers, Colorado, Fort Bend, Galveston, Liberty, Matagorda, Montgomery, Walker, Waller and Wharton counties. Each year we contract with organizations to provide services for individuals aged sixty and older, including nutrition (congregate and home-delivered meals); transportation; and in-home services such as personal assistance and respite care, residential repair, health maintenance, emergency response, and health promotion. Fiscal Year 2024 Aging programs begin October 1, 2023 and end September 30, 2024.

Current Situation

2024 Contract Amendments

H-GAC received additional funds from the Texas Health and Human Services Commission to provide nutrition, transportation, and in-home in the region. Recommended contractors are in good standing and have capacity to provide additional services this year. We recommend funding.

The Aging and Disability Advisory Committee met on June 20, 2024 and approved staff's recommendation.

Attachments A and B summarizes the amended recommendations contract for Fiscal Year 2024.

Funding Source

Texas Health and Human Services Commission

Budgeted

Yes

Action Requested

Request authorization to amend existing Fiscal Year 2024 Area Agency on Aging contracts, in an amount of \$3,050,441, not to exceed \$11,654,272, for the balance of the fiscal year. (Staff Contact: Curtis Cooper)

ATTACHMENTS:

	Description	Type
D	2024 AAA Contract Amendment # 2	Cover Memo

HOUSTON-GALVESTON AREA COUNCIL / AREA AGENCY ON AGING
FY 2024 Funding Amendment Recommendation
Attachment A - Community Providers

Contractor Name	County Service Area	2024 Approved Funded	Proposed Funding	2024 Total	Service(s)
Actions of Brazoria County	Brazoria	\$ 1,014,187	\$ 347,831	\$ 1,362,018	Congregate & Home Delivered Meals, Transportation
Catholic Charities of the Archdiocese of Galveston-Houston	Fort Bend	\$ 215,368	\$ 55,404	\$ 270,772	Congregate Meals
Cleveland Senior Citizens Organization	Liberty	\$ 228,708	\$ 61,835	\$ 290,543	Congregate & Home Delivered Meals, Transportation
Colorado Valley Transit, Inc.	Austin Waller	\$ 103,654	\$ 30,607	\$ 134,261	Transportation
Economic Action Committee of the Gulf Coast	Matagorda	\$ 180,884	\$ 56,288	\$ 237,171	Congregate & Home Delivered Meals, Transportation
Fort Bend Seniors Meals on Wheels & Much Much More, Inc.	Fort Bend	\$ 1,896,404	\$ 676,433	\$ 2,572,837	Congregate & Home Delivered Meals, Transportation
Fort Bend Seniors Meals on Wheels & Much Much More, Inc. - Waller County Sr. Citizens	Waller	\$ 126,483	\$ 43,930	\$ 170,413	Congregate & Home Delivered Meals
Galveston County	Galveston	\$ 621,009	\$ 123,252	\$ 744,261	Congregate Meals and Transportation
G.R.A.C.E Initiative of South Liberty County	Liberty	\$ 73,032	\$ 36,736	\$ 109,767	Home Delivered Meals
Helping One Another, Inc. of Austin County	Austin	\$ 123,505	\$ 42,738	\$ 166,243	Congregate & Home Delivered Meals
Interfaith Ministries for Greater Houston	Galveston	\$ 491,702	\$ 259,049	\$ 750,751	Home Delivered Meals
Meals on Wheels Montgomery County	Montgomery	\$ 1,430,898	\$ 493,623	\$ 1,924,522	Congregate & Home Delivered Meals, Transportation
Senior Center of Walker County	Walker	\$ 202,666	\$ 63,908	\$ 266,574	Congregate & Home Delivered Meals, Transportation
Chamber County Public Hospital District #1	Chamber	\$ 140,054	\$ 42,003	\$ 182,056	Home Delivered Meals & Transportation
Wharton County Junior College - Colorado County	Colorado	\$ 137,914	\$ 41,254	\$ 179,168	Congregate & Home Delivered Meals, Transportation
Wharton County Junior College - Wharton County	Wharton	\$ 207,361	\$ 65,551	\$ 272,912	Congregate & Home Delivered Meals, Transportation
Total		\$ 7,193,830	\$ 2,440,441	\$ 9,634,272	

HOUSTON-GALVESTON AREA COUNCIL / AREA AGENCY ON AGING
FY 2024 Funding Amendment Recommendation
Attachment B - Direct Services

Contractor Name	Service Area	2024 Approved Funded	Proposed Funding	2024 Funding Total	Service(s)
ADT US Holding	12 County Region	\$ 35,000	\$ 15,000	\$ 50,000	Emergency Response Services
Aegis Senior Care Group, LLC	12 County Region	\$ 350,000	\$ 100,000	\$ 450,000	Personal Assistance, Respite
Haselden HomeCare LLC dba Synergy Home Care - Katy	12 County Region	\$ 170,000	\$ 130,000	\$ 300,000	Personal Assistance, Respite
Merc Medical Supply	12 County Region	\$ 140,000	\$ 60,000	\$ 200,000	Health Maintenance
MiMac Health Services, Inc.	12 County Region	\$ 210,000	\$ 10,000	\$ 220,000	Participant Assessment, Respite Care, Personal Assistance, Health Maintenance
Mosher Initiatives Inc. dba Synergy HomeCare	12 County Region	\$ 300,000	\$ 200,000	\$ 500,000	Personal Assistance, Respite
SLJ Ventures dba Synergy NE Houston	12 County Region	\$ 170,000	\$ 80,000	\$ 250,000	Health Education and Promotion
Valued Relationships, Inc.	12 County Region	\$ 35,000	\$ 15,000	\$ 50,000	Emergency Response Services
Total		\$ 1,410,000	\$ 610,000	\$ 2,020,000	
Grand Total		\$ 8,603,830	\$ 3,050,441	\$ 11,654,272	

CLIMATE POLLUTION REDUCTION GRANT PHASE II – MEMORANDUM OF AGREEMENT

Background

The 2022 Inflation Reduction Act allocated \$5 billion to support states and governmental entities in developing and implementing greenhouse gas reduction strategies. On March 1, 2023, the Environmental Protection Agency launched the Climate Pollution Reduction Grants Program. The program aims to reduce greenhouse gas emissions, create jobs, deliver cleaner air, and lower energy costs for families.

The Houston-Galveston Region received a \$1 million planning grant for the first, planning-focused phase of this effort. The second phase will distribute a total of \$4.6 billion in competitive implementation grants to support the policies, programs, and projects outlined in the phase one plans.

Current Situation

In collaboration with Fort Bend County, Harris County, City of Houston, Harris County Flood Control District, Port Houston, and the Houston Advanced Research Center, H-GAC submitted a regional coalition application for Phase II in April 2024. If approved, this effort will support a 13-project portfolio aimed at maximizing air pollution reductions from industries, government agencies, and businesses.

To prepare for this potential \$162 million grant award, staff will work with the named project partners to negotiate a Memorandum of Agreement confirming the roles and responsibilities of H-GAC and partner organizations related to this proposed project. This agreement will show that all project partners are committed to fulfilling their respective roles and responsibilities to successfully implement the projects described in the application.

Funding Source

US Environmental Protection Agency

Budgeted

No

Action Requested

Request authorization to negotiate and execute a Memorandum of Agreement with coalition members for project implementation activities related to the United States Environmental Protection Agency's Climate Pollution Reduction Grant Phase II program activities. (Staff Contact: Craig Raborn)

EXECUTIVE DIRECTOR'S REPORT

Background

N/A

Current Situation

N/A

Funding Source

N/A

Budgeted

N/A

Action Requested

Report on current and upcoming H-GAC activities. (Staff Contact: Chuck Wemple)